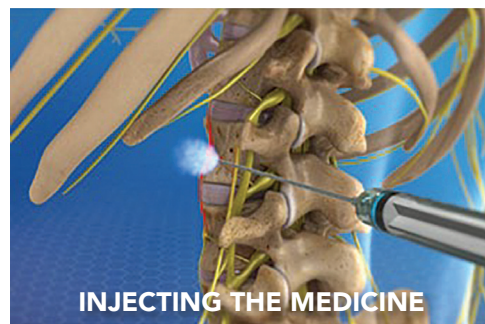
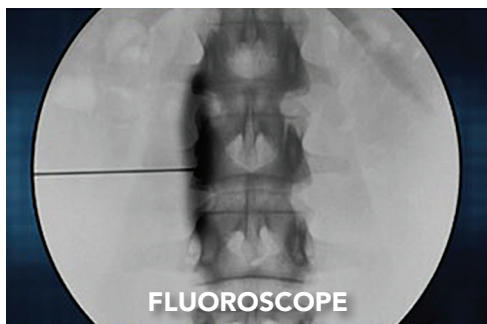
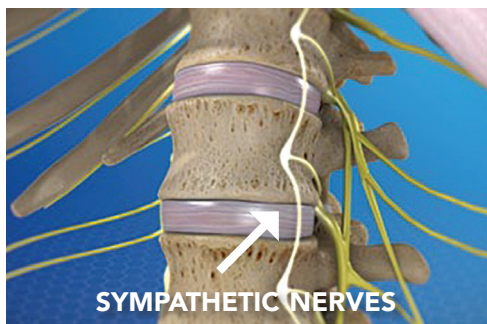


# LUMBAR SYMPATHETIC BLOCK



## ■ OVERVIEW

This procedure is an injection that blocks a group of nerves in your lower back to achieve pain relief in a corresponding body part. It helps doctors find and treat a number of problems linked to these nerves. Usually, a series of injections is needed.



## ■ ABOUT THE SYMPATHETIC NERVES

The sympathetic nerves travel along both sides of your spine. They are associated with a wide range of functions that you don't consciously control. These include your circulation, digestion and sweat production.

## ■ PREPARATION

In preparation for the procedure, you lie on your stomach or your side. You are given medicine to make you feel relaxed. The skin and tissue at the injection site is numbed.

## ■ INSERTING THE NEEDLE

The physician inserts a needle and carefully guides it to the sympathetic nerves. The physician typically uses an x-ray device called a "fluoroscope." This shows a video image of the needle's position. Contrast dye may be injected to help confirm that the needle is placed correctly.

## ■ INJECTING THE MEDICINE

The physician injects a therapeutic agent, bathing the painful nerves to reduce inflammation and decrease pain. The injection may also provide other benefits, depending on your needs.

## ■ END OF PROCEDURE

When the procedure is complete, the needle is removed and the injection site is covered with a bandage. You will be monitored for a brief time before you are allowed to go home. After a lumbar sympathetic block, many people experience leg numbness or weakness. This is normal, and usually lasts for only a few hours. You may need to return for more injections in the future.